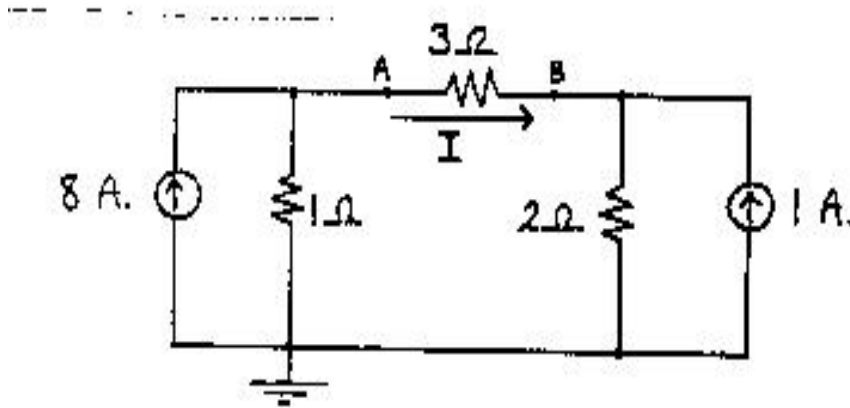


**EE 42, Fall 1994
Midterm #2
Professor L. Murphy**

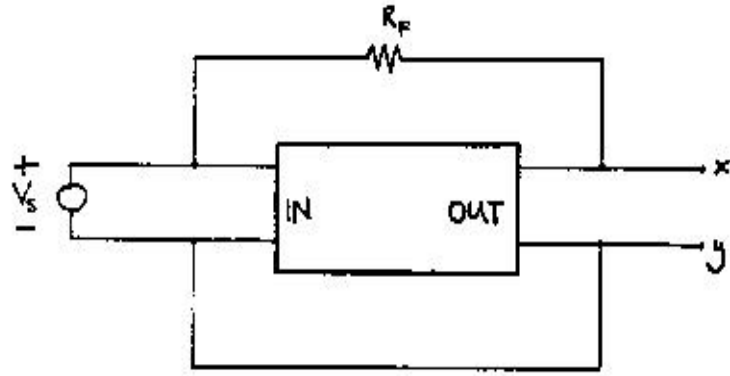
Problem #1. [20 points]

Find the value of the current I in the circuit below by first taking a Norton equivalent circuit at terminals A and B.



Problem #2. [20 points]

In the circuit below, the amplifier parameters R_i , R_o and A are known, as are the voltage V_s and resistance R_f . Find the Thevenin equivalent circuit seen at terminals x and y in terms of these known quantities.



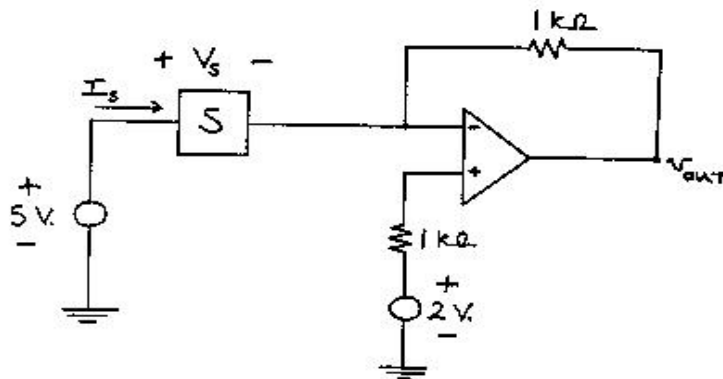
Problem #3. [20 points]

In the circuit below the nonlinear element S has $V_s - I_s$ relation

$$I_s = V_s^2,$$

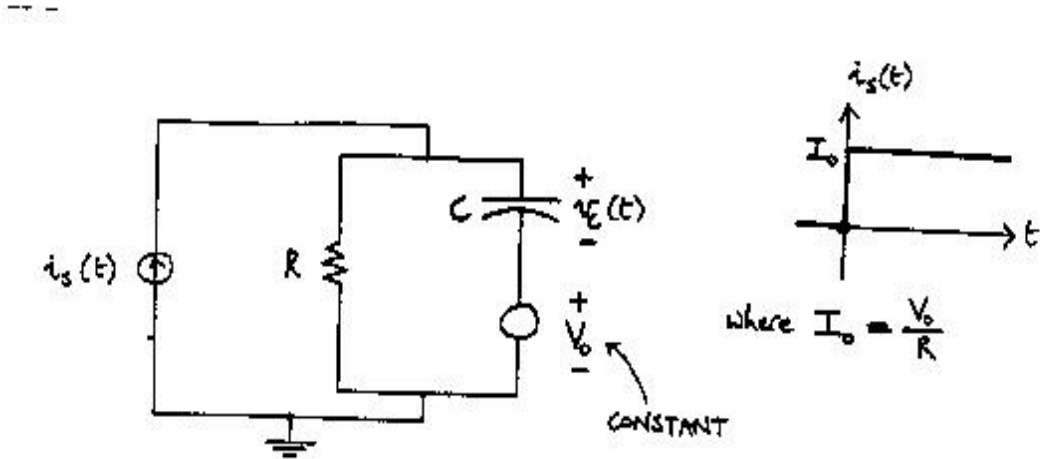
I_s in mA., V_s in V.

Find the value of the voltage V_{out} in this circuit.



Problem #4. [20 points]

Find and plot the voltage $V_C(t)$ for $t > 0$. Your plot should *clearly* show the time-constant τ , and the initial and final values of $V_C(t)$.



Problem #5. [20 points]

[3-input vote-taker with veto by C] There are 3 inputs to a digital system: A , B and C . Logical 1 means 'Yes', logical 0 means 'No'. The output F agrees with the majority of the inputs, except F votes No whenever C votes No.

- (a) Fill in the Truth Table below for this system.
- (b) Draw a realization for this system which uses *at most* 2 logic gates.

A	B	C	F
0	0	0	
0	0	1	
0	1	0	
0	1	1	
1	0	0	
1	0	1	
1	1	0	
1	1	1	

Solutions!

**Posted by HKN (Electrical Engineering and Computer Science Honor Society)
University of California at Berkeley
If you have any questions about these online exams
please contact examfile@hkn.eecs.berkeley.edu.**